

Year 1



at Hurst Green Primary School

Settling into Year 1



Who works in Year 1?

KSI assistant Head – Mr Lander

Teaching Staff

Mrs Hinton Birch Class

Miss Murray Beech Class

Support Staff

Mrs Kaur

Miss Wheeler

Thursday Afternoons

Mr Tinsley PE

Mrs Spencer RE

A morning in Year 1



Assembly



Phonics



Maths



Play time



English



Lunch time



Guided Reading

We have drinks time after play where children can have milk if it has been ordered for them on the school grid.

An afternoon in Year 1

Our afternoons will build up to include 2 or 3 sessions that will include these subjects. We also have our snack in the afternoon.




Art



Computing



PSHE



History



RE



Music



Forest school



Geography



DT



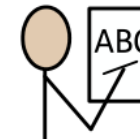
PE



Handwriting



Science



Spelling



Story

Topics this term

History

- How are toys from today different from toys of the past?

Science

- How does weather change from day to day?
- How many different ways can we group materials?

Art

In Art we are learning about primary and secondary colours as well as famous artist who have used these colours.



How are the toys of today different from toys of the past?

Toys are the objects that we play with. They can be anything from a cardboard box or stick to scooters or computer consoles. **The past** is the time before the present we are in now. It is time that has already gone by. We will be thinking about how toys have changed over time and how they stayed the same.

Vocab

source	anything that tells us about the past.
evidence	information based on sources about what the past was like
eye-witness	a person who saw something or experienced something

How can we find out about the past?

 By looking at and reading non-fiction books.

 By talking to people who were around at the time.

 By looking at photographs.

 By watching video clips or TV shows about the time in history we want to learn about.

 By looking at objects from the past.

 By visiting museums.

 By searching the internet.

Key Questions

- What is your favourite toy now?
- What was your favourite toy when you were a baby?
- What toys did your parents like to play with?
- What toys did your grandparents like to play with?

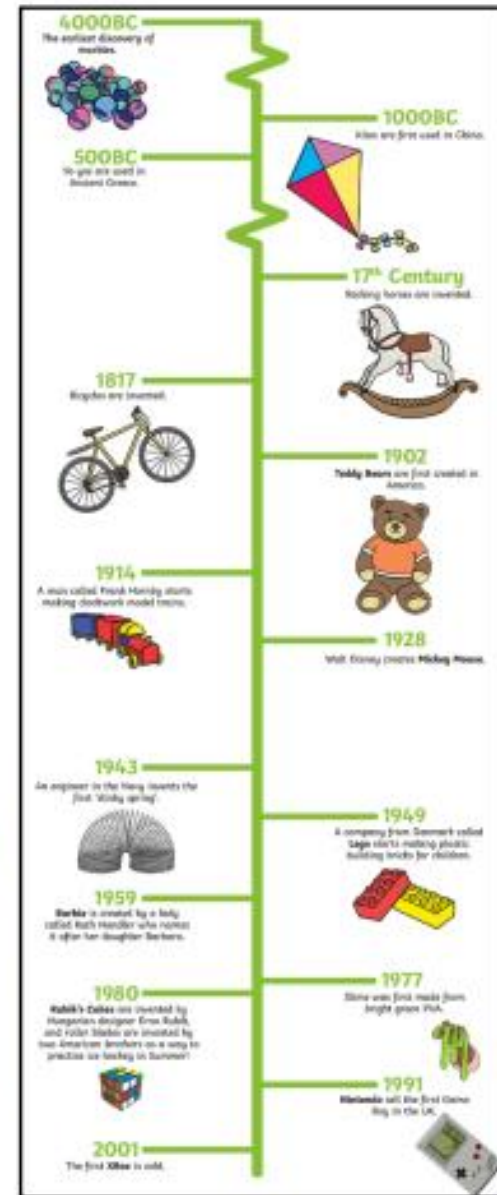
Materials

Toys have changed over the years in the way they looked and what they were made from. Looking at what a toy is made from can help work out how old it is.




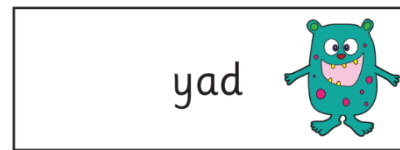
In the past toys were often made from wood or metal. Today toys are often made of plastic.

Timeline



Phonics

In Year 1, children continue to learn reading, spelling and writing through our Little Wandle phonics programme. We will be working towards the statutory Year 1 national phonics screening in May where the children get the chance to show off their phonics skills by reading a list of 40 real and alien words to a member of staff. We will be sending more information about this closer to the time.














We're teaching every child to read with Little Wandle Letters and Sounds Revised

A complete SSP validated by the Department for Education









Grow the code grapheme mat

Phase 2, 3 and 5

 s ss c se ce st sc	 t tt	 p pp	 n nn kn gn	 m mm mb	 d dd	 g gg	 c k ck cc ch	 r rr wr	 h
 b bb	 f ff ph	 l ll le al	 j g dge ge	 v vv ve	 w wh	 x	 y	 z zz s se ze	 qu
 ch tch ture	 sh ch ti ssi ci	 th	 ng	 nk	 a	 e ea	 i y	 o a	 u o-e ou

Grow the code grapheme mat

Phase 2, 3 and 5

 ai ay a a-e eigh aigh ey ea	 ee ea e e-e ie y ey	 igh ie i i-e y	 oa o o-e ou oe ow	 oo ue u-e ew ou ui	yoo ue u u-e ew	 ou u* oul	 ar a* al*
 or aw au aur oor al a oar ore	 ur er ir or	 ow ou	 oi oy	 ear ere eer	 air are ere ear	zh su si	

*depending on regional accent

a	is	the	be	what	put
ask	his	they	he	when	push
all	her	there	me	where	pull
are	has	here	she	of	full
our	have	saw	we	love	one
do	by	no	I	come	once
to	my	go	you	some	school
today	said	so	your	want	friend
into	says			was	house
little				were	out
like					

Tricky words


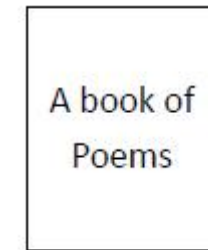


Reading Books

- Towards the end of each week, your child will be issued an e-book on Collins e-books. The log ins for this are in the children's reading diaries.
- Aim to read 3 times a week at home.
- The children will also bring home a class library book for you to share and enjoy together, with no expectation for them to read this independently. This will sometimes be a reading passport book.



Reading Passports

- Mrs Webb has set us a reading challenge!
- Children are encouraged to try to read every book on their passport each year. Every classroom has a special box of 'Reading Passport' books which can be borrowed. They are also available from Long Lane Library.
- There will be a reward at the end of the year for children who have read every book on their passport.



Spellings



- Spelling will be given out every Thursday.
- They will be tested the following Wednesday.
- Spellings will be linked to our phonics lessons and will practice some of the words we have learnt that week.

Maths

In year 1, one of our main goals in Maths is to learn our number facts. Two great apps to help with this at home are white rose and numbots. These are both free. Log ins for numbots will be coming home soon.




Adding 1	Bonds to 10	Adding 10	Bridging/compensating
Adding 2	Adding 0	Doubles	Near doubles

+	0	1	2	3	4	5	6	7	8	9	10
0	0+0	0+1	0+2	0+3	0+4	0+5	0+6	0+7	0+8	0+9	0+10
1	1+0	1+1	1+2	1+3	1+4	1+5	1+6	1+7	1+8	1+9	1+10
2	2+0	2+1	2+2	2+3	2+4	2+5	2+6	2+7	2+8	2+9	2+10
3	3+0	3+1	3+2	3+3	3+4	3+5	3+6	3+7	3+8	3+9	3+10
4	4+0	4+1	4+2	4+3	4+4	4+5	4+6	4+7	4+8	4+9	4+10
5	5+0	5+1	5+2	5+3	5+4	5+5	5+6	5+7	5+8	5+9	5+10
6	6+0	6+1	6+2	6+3	6+4	6+5	6+6	6+7	6+8	6+9	6+10
7	7+0	7+1	7+2	7+3	7+4	7+5	7+6	7+7	7+8	7+9	7+10
8	8+0	8+1	8+2	8+3	8+4	8+5	8+6	8+7	8+8	8+9	8+10
9	9+0	9+1	9+2	9+3	9+4	9+5	9+6	9+7	9+8	9+9	9+10
10	10+0	10+1	10+2	10+3	10+4	10+5	10+6	10+7	10+8	10+9	10+10



Handwriting

- We shall be following the Kinetic Letters scheme.
- The letters are split into 'families' with similar formation. These all have a story to help the children remember.
- Each letter is formed either by the brave monkey or the scared monkey.



PE, Forest Time and Balance-ability

- Forest time will be on a Wednesday afternoon. Children must be dressed in long sleeves, long trousers (navy or black) and appropriate footwear.
- PE will be on a Thursday afternoon. No jewellery is to be worn and long hair should be tied back. P.E kits are to be worn all day. **Please ensure all uniform is clearly labelled.**
- Balance-ability is on Monday mornings. The children start on balance bikes with the aim of moving on to peddle bikes. Children must be dressed in long trousers and trainers with a school top and jumper. Birch class has already started. Beech class will have a go after half term.

Behaviour

- Rocket system - red, amber, green, silver, gold
- All children start the day on green
- Silver and gold - children get a sticker at the end of the day
- Red once a week - miss 15 minutes of golden time.
- Red twice or more a week - miss all of golden time



Rewards

- Gold and silver stickers
- Super star
- Golden Time
- Mentions
- Wizard writer
- Reader of the week



Contact Us

As it is sometimes a little tricky to talk on the door, please email us with any questions or concerns you have.

We will do our best to get back to you promptly.

Email us on: info@hurst-green.dudley.sch.uk c/o Teacher name

Thank you for your support so far. We look forward to getting to know you more and working together to support your child.